
Chapter 9

Library

The Library is an integral component of Standard & Poor's Research Insight that allows you to access textual databases including Business Descriptions, Standard & Poor's Trends and Projections and DRI•WEFA Country Overviews. The Business Descriptions database is available for all COMPUSTAT (North America) and COMPUSTAT (Global) subscribers. The Trends and Projections publication is available for all North America subscribers, while DRI•WEFA Country Overviews are available for all Global subscribers.

This chapter shows you how to

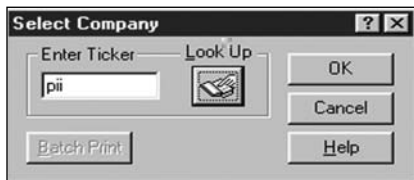
- access Business Descriptions through Research Insight
- access Trends and Projections through Research Insight
- access Country Overviews through Research Insight
- view textual data from an open set

Accessing Business Descriptions Through Research Insight


Business Descriptions are brief textual descriptions of a company's business operations. The information is compiled by Standard and Poor's analysts and is continually updated. Business Descriptions are displayed in Notepad as text (.txt) files. The following example demonstrates how you would open a Business Description for Polaris Industries Inc.

Begin from the Research Insight desktop.

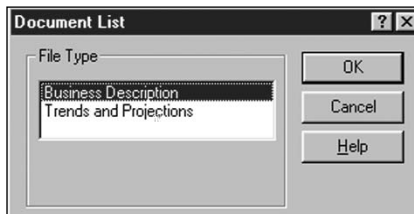
1. Click the  **Library** button.
You will see the Select Company dialog box.



2. Enter the company's ticker symbol (**pii**) in the **Enter Ticker** field.

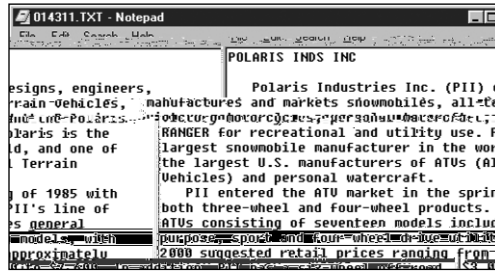
Hint: Global companies are identified by GVKEYs. The  (**Look Up**) button will help you locate company ticker symbols and GVKEYs.

3. Click **OK**.
You will see the Document List dialog box.



4. Select **Business Description** from the list (Global customers should select GV Business Descriptions.)
5. Click **OK**.

You will see the Business Description of the company you selected in a separate notepad window.



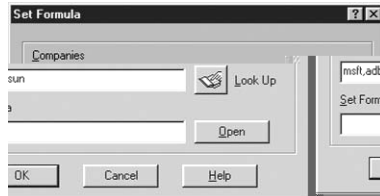
Note: You can now import shortened Business Descriptions directly into Excel. Refer to Chapter 9 - Creating Reports in Excel, of the *Beyond Basics* manual.

Batch Printing Business Descriptions

You can easily print Business Descriptions for multiple companies or a set of companies by using the batch print feature.

Begin from the Research Insight desktop.

1. Click the  **Library** button.
You will see the Select Company dialog box.
2. Click the **Batch Print** Button.
You will see the Set Formula dialog box.





3. Enter a string of ticker symbols, separated by commas, in the **Companies** field, or enter a set in the **Set Formula** field.
4. Click **OK**.
A Business Description will print for each company you entered, or for each company in the set you entered.

Accessing Trends & Projections Through Research Insight

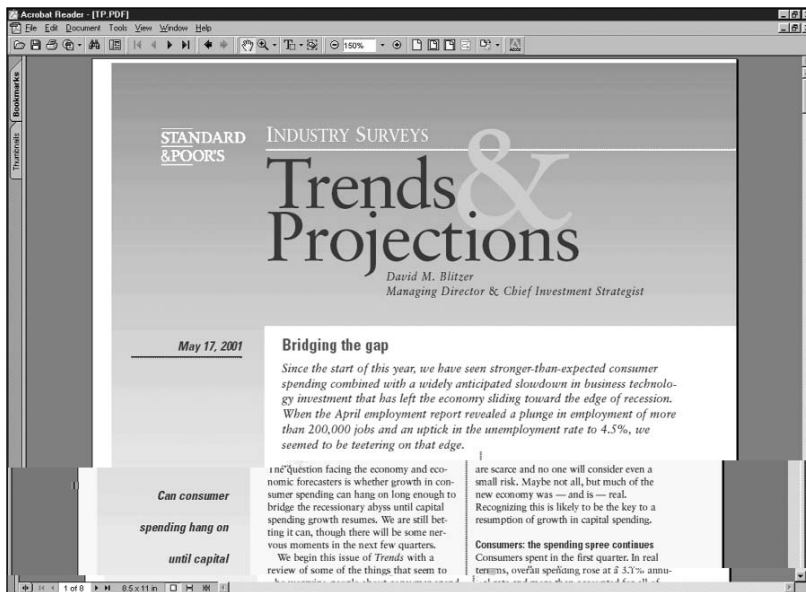
Trends and Projections is a monthly publication by David M. Blitzer, Managing Director and Chief Investment Strategist of Standard and Poor's, covering current economic issues. It is displayed as a .pdf document.

Begin from the Research Insight desktop.

1. Click the  (**Library**) button.
You will see the Select Company dialog box.
2. Enter a company ticker symbol in the **Enter Ticker** field.

Hint: The  (**Look Up**) button will help you access company ticker symbols.



3. Click **OK**.
You will see the Document List dialog box.
4. Select **Trends and Projections** from the list and click **OK**.
You will see the most recent publication of Trends and Projections.

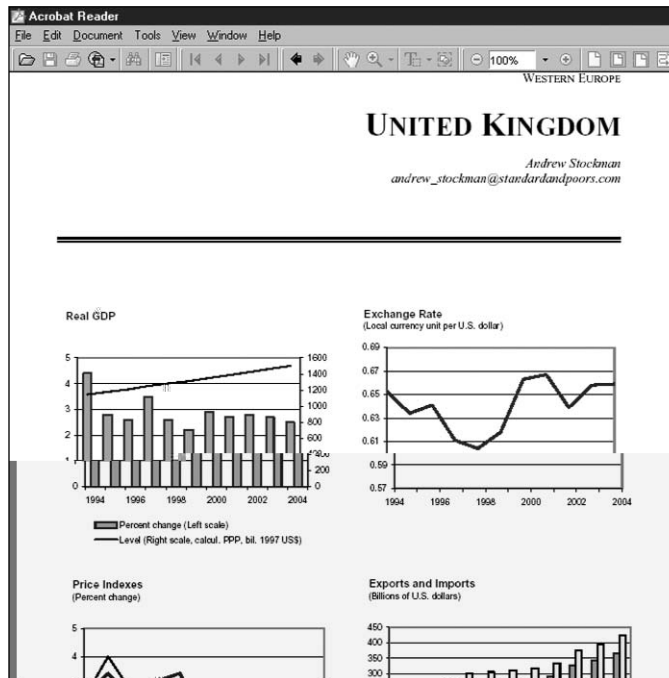



Accessing Country Overviews Through Research Insight

The Country Overviews database contains economic information and forecasts for more than 100 countries. Country Overviews are displayed as a .pdf document.

Begin from the Research Insight desktop.

1. Click the  (**Library**) button.
You will see the Select Company dialog box.
2. Enter a company **GVKEY** in the text box.
Hint: The  (**Look Up**) button will help you access company GVKEYs.
3. Click **OK**.
You will see the Document List dialog box.
4. Select **Country Overview** from the list and click **OK**.
You will see the Country Overview, for the country in which your company is incorporated.



Hint: To access additional Country Overview documents, click the  (**Library**) button and repeat Steps 2-4.

Viewing Textual Data From an Open Set

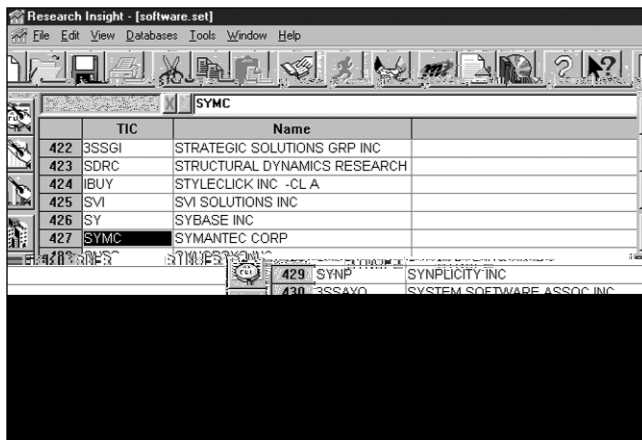
Research Insight makes it easy to view textual data for any company within an open set. Simply clicking a button provides instant access to textual information for any company you choose.


Begin from the Research Insight desktop.

1. Click the  (**Open Set**) button.

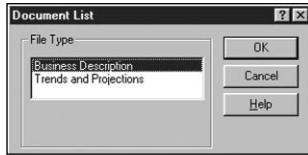


2. Select a set and click **Finish**.
You will see the selected set.



- Highlight the company that you want to view textual data for and click the  (**View Text**) button.

You will see the Document List dialog box.



- Select a document and click **OK**.
You will see the document you selected.

